

# WABCO

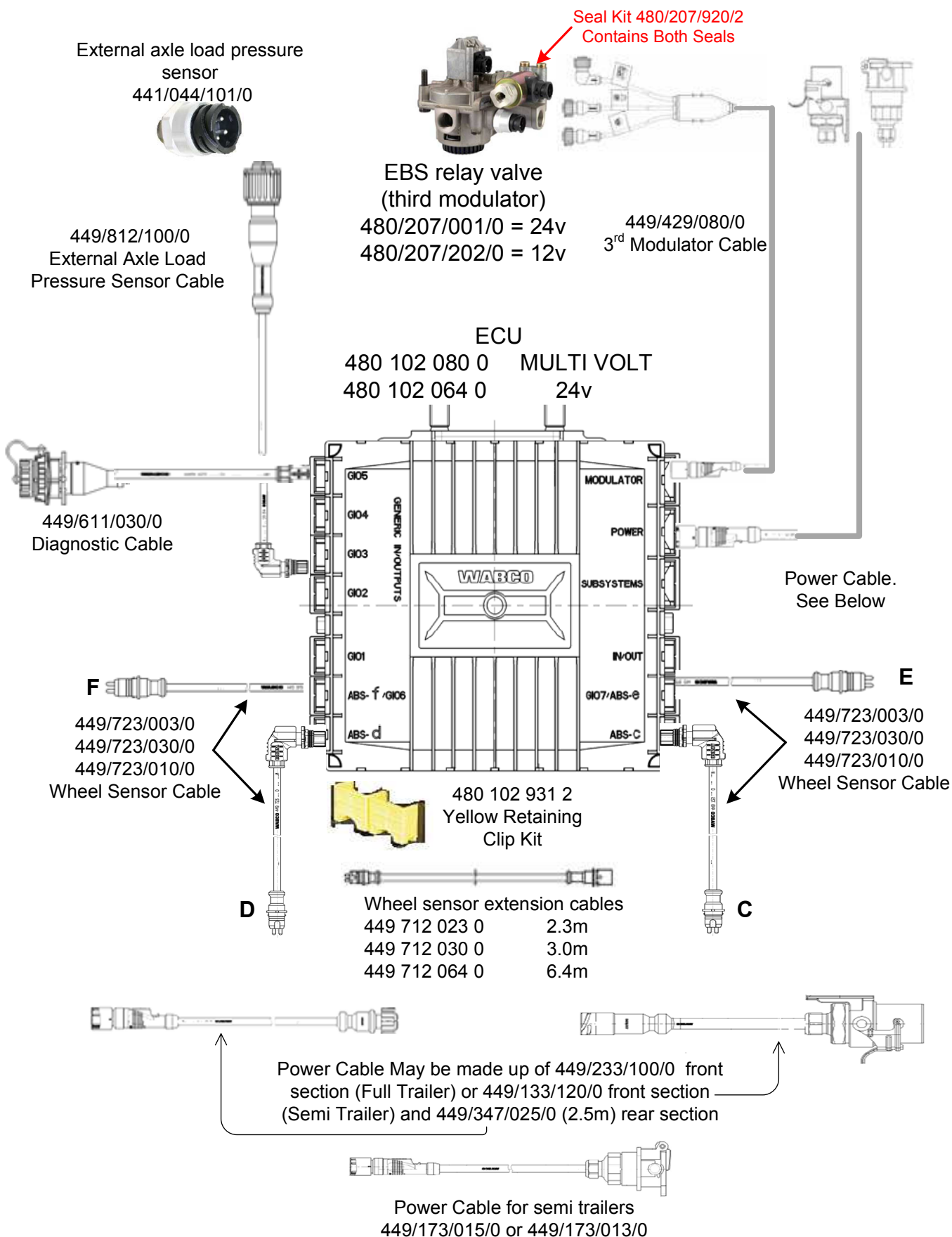
## T EBS "E"

### Components

GOUGH

Transpecs

GOUGH

TWL  
TRANSPORT WHOLESALE

**Digits 7,8 & 9 in cable part numbers designate the cable length i.e. 449/723/030/0 = 3m, 449/723/100/0 = 10m**  
Part numbers are marked on the cables about 30mm from the end



# WABCO

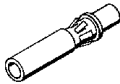
## T EBS "E"

### Components



### Drawbar Trailer Plug

|            |               |
|------------|---------------|
| 24v        | 446 008 414 2 |
| Multi Volt | 441 008 414 M |




### Pins for Plug

|           |               |
|-----------|---------------|
| 2 x 6.0mm | 446 008 316 4 |
| 5 x 1.5mm | 446 008 315 4 |



### Semi Trailer Socket

|            |               |
|------------|---------------|
| 24v        | 446 008 404 2 |
| Multi Volt | 446 008 404 M |



### Pins for Socket

|           |               |
|-----------|---------------|
| 2 x 6.0mm | 446 008 311 4 |
| 5 x 1.5mm | 446 008 310 4 |



### Tool for removing pins

884 026 261 4

### Replacement sleeve

884 026 262 4



### Suzi Cable

|            |     |               |
|------------|-----|---------------|
| EBS 7 Pin  | 24v | 446 008 243 0 |
| Multi Volt |     | 446 008 243 M |
| ABS 5 Pin  | 12v | 446 008 238 2 |



### Wheel Sensors

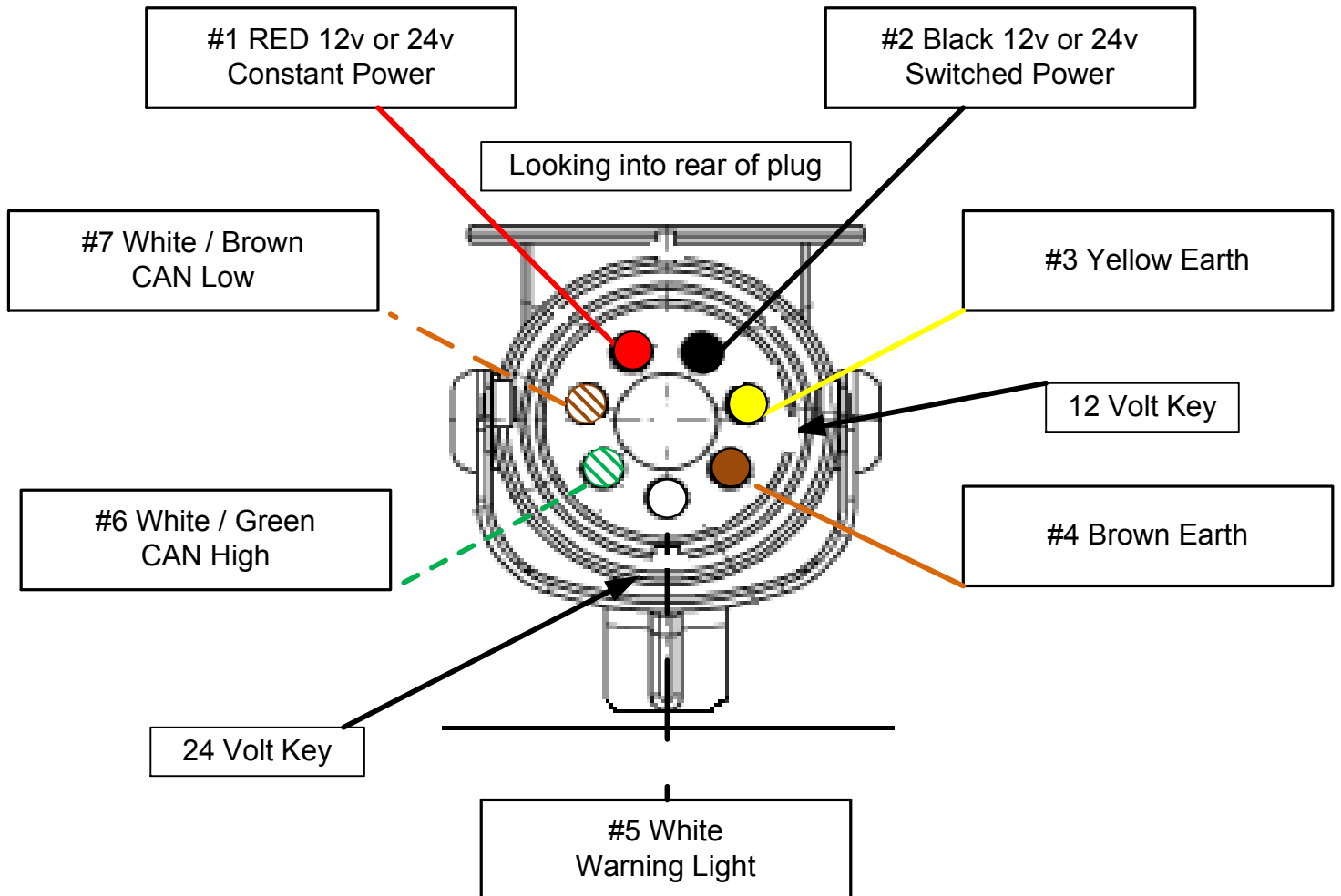
Straight sensor with 2m cable  
Kit with bush and grease  
441 032 968 2



90 Deg sensor with 2m cable  
Kit with bush and grease  
441 032 967 2



SAF ZI9 MINI Straight sensor with 400mm cable  
Kit with bush and grease  
3 029 0242 HD

**WABCO****T EBS "E"  
Components****GOUGH** *Transpecs***GOUGH****TWL**  
TRANSPORT WHOLESALEMale plug for drawbar trailer

|            |               |
|------------|---------------|
| 24 Volt    | 446/008/414/2 |
| Multi Volt | 446/008/414/M |

Pins for male plug 446/008/315/4 - Small cable, 5 per plug  
 446/008/316/4 - Large cable, 2 per plug

Female socket for truck or semi

|            |               |
|------------|---------------|
| 24 Volt    | 446/008/404/2 |
| Multi Volt | 446/008/404/M |

Pins for female socket 446/008/310/4 - small cable, 5 per socket  
 446/008/311/4 - large cable, 2 per socket

# WABCO

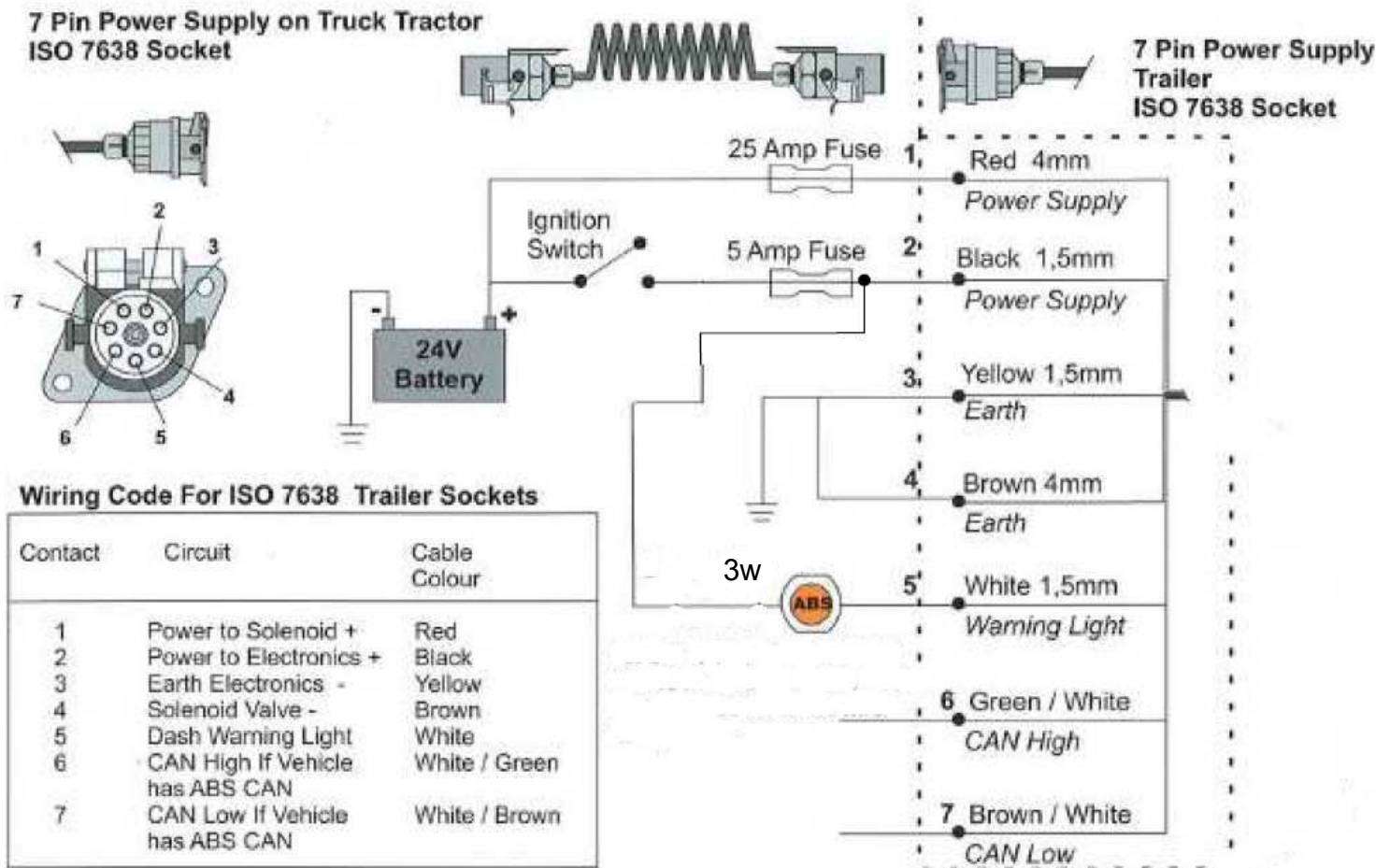
## T EBS "E" Components

**GOUGH** *Transpecs*

**GOUGH**

**TWL**  
TRANSPORT WHOLESALE

Kit Part Number  
**ABSTU**  
Cable and Fuse  
Holder



ADDING POWER FOR ABS/EBS  
FOR A TRAILER  
TO A  
TRUCK

# WABCO

## T EBS “E” Components



| PART NO.      | DESCRIPTION                  |
|---------------|------------------------------|
| 480 102 064 0 | EBS ECU E VERSION 24 VOLT    |
| 480 102 080 0 | EBS ECU E VERSION MULTI VOLT |
| 480 102 931 2 | YELLOW RETAINING CLIPS (kit) |

PROGRAM NEEDS TO BE INSTALLED.



| PART NO.      | DESCRIPTION                      |
|---------------|----------------------------------|
| 461 513 002 0 | PNEUMATIC EXTENSION MODULE (PEM) |



| PART NO.      | DESCRIPTION                       |
|---------------|-----------------------------------|
| 480 207 001 0 | EBS 3 <sup>RD</sup> MODULATOR 24V |
| 480 207 202 0 | EBS 3 <sup>RD</sup> MODULATOR 12V |



| PART NO.      | DESCRIPTION              |
|---------------|--------------------------|
| 441 044 101 0 | EBS AIR BAG PRESS SENSOR |



| PART NO.      | DESCRIPTION         |
|---------------|---------------------|
| 432 500 020 0 | CONTROL LINE FILTER |



| PART NO.      | DESCRIPTION       |
|---------------|-------------------|
| 434 014 000 0 | CHECK VALVE WABCO |



# WABCO

## T EBS “E” Components



**PART NO.**  
463 090 500 0

**DESCRIPTION**  
TRAILER AIR SUSPENSION CONTROL  
(eTASC)



**PART NO.**  
463 084 050 0

**DESCRIPTION**  
LACV, LIFT AXLE CONTROL VALVE 12V



**PART NO.**  
463 084 100 0


**DESCRIPTION**  
LACV (PULSE CONTROL)



**PART NO.**  
441 050 100 0

**DESCRIPTION**  
ECAS HEIGHT SENSOR

MUST HANG FROM MOUNTING BOLTS



**PART NO.**  
441 050 718 2

**DESCRIPTION**  
HEIGHT SENSOR LEVER



**PART NO.**  
472 905 114 0

**DESCRIPTION**  
ECAS SOLENOID VALVE  
Check build date. Must be after 04/14

# WABCO

## T EBS "E"

### Components

GOUGH

Transpecs

GOUGH

TWL  
TRANSPORT WHOLESALE

PART NO.  
464 008 011 0

DESCRIPTION  
LEVELLING VALVE 1/4 NPT W/DUMP



PART NO.  
LK464

DESCRIPTION  
WABCO HEIGHT CONTROL LINKAGE KIT



PART NO.  
464 006 002 0

DESCRIPTION  
LEVELLING VALVE M12 (ALLOY BODY)



PART NO.  
475 019 000 0

DESCRIPTION  
PRESSURE LIMITING VALVE



PART NO.  
452 808 002 0

DESCRIPTION  
TRAILER HALF TRIOMATIC



PART NO.  
452 804 001 0

DESCRIPTION  
TRAILER HALF DUOMATIC

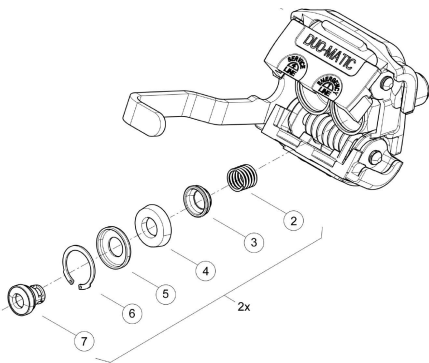
# WABCO

## T EBS “E” Components



**PART NO.**  
452 802 000 0  
452 802 000 S

**DESCRIPTION**  
DUOMATIC TRUCK ½  
DUOMATIC SEMI TRAILER, has holes through  
white seals #5 in repair kit



**PART NO.**  
452 802 003 2

**DESCRIPTION**  
DUOMATIC WABCO REPAIR KIT



**PART NO.**  
452 806 000 0  
452 806 000 S

**DESCRIPTION**  
TRIOMATIC TRUCK ½  
TRIOMATIC SEMI TRAILER, has holes through  
white seals #5 in repair kit



# WABCO

## T EBS "E"

### Components

GOUGH

Transpecs

GOUGH

**TWL**  
 TRANSPORT WHOLESALE

**PART NO.**  
 17600B

**DESCRIPTION**  
 SEALCO EMERGENCY YARD RELEASE VALVE

**PART NO.**  
 110701

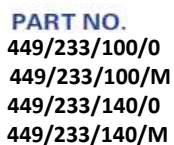
**DESCRIPTION**  
 SEALCO S/BRAKE VALVE

**PART NO.**  
 35013  
 1/4 NPT

**DESCRIPTION**  
 REMOTE DRAIN VALVE

**PART NO.**  
 VSM 2215A/K  
 22mm

**DESCRIPTION**  
 REMOTE DRAIN VALVE WITH CABLE



| DESCRIPTION                   | QTY | UNIT PRICE | TOTAL  |
|-------------------------------|-----|------------|--------|
| Cable VCS2 Drawbar Power 10M  | 1   | 100.00     | 100.00 |
| VCS2 Ft Power Cable 10M Multi | 1   | 100.00     | 100.00 |
| VCS2 Drawbar Power Cable 14M  | 1   | 100.00     | 100.00 |
| VCS2 Ft Power Cable 14M Multi | 1   | 100.00     | 100.00 |



| DESCRIPTION                    | QTY | UNIT | AMOUNT |
|--------------------------------|-----|------|--------|
| TEBS-E Power Cable With Socket | 1   | EA   | 1.00   |
| TEBS-E Power Cable With Socket | 1   | EA   | 1.00   |



**DESCRIPTION**  
24N STOP LAMP SUPPLY 4M



| DESCRIPTION                 | QTY | UNIT PRICE | TOTAL PRICE |
|-----------------------------|-----|------------|-------------|
| EBS 3rd Modulator Cable 3M  |     |            |             |
| EBS 3rd Modulator Cable 8M  |     |            |             |
| EBS 3rd Modulator Cable 13M |     |            |             |



| DESCRIPTION           | QTY | UNIT PRICE | TOTAL |
|-----------------------|-----|------------|-------|
| 1M ECAS Sol Cable     |     |            |       |
| 3M ECAS Sol Cable     |     |            |       |
| ECAS Cable For TEBS-E |     |            |       |



**DESCRIPTION**  
24V AUXILIARY OUTPUT 6M

# WABCO

## T EBS “E” Components



**PART NO.**  
449 611 030 0  
449 611 000 0  
449 611 060 0  
449 611 080 0

**DESCRIPTION**  
EBS E Diag Cable 3M  
EBS E Diag Cable 4M  
EBS E Diag Cable 6M  
EBS E Diag Cable 8M



**PART NO.**  
449 812 030 0  
449 812 000 0

**DESCRIPTION**  
EBS Axle Load Sensor Cable 3M  
EBS Axle Load Sensor Cable 10m



**PART NO.**  
449 712 030 0  
449 712 060 0  
449 712 064 0  
449 712 100 0  
449 712 130 0

**DESCRIPTION**  
Sensor Ext Cable 3M  
Sensor Ext Cable 6M ABS/EBS  
Sensor Cable ABS 6.35M  
Sensor Cable EBS 10m  
13M EBS Cable Sensor



**PART NO.**  
449 723 003 0  
449 723 030 0  
449 723 100 0

**DESCRIPTION**  
EBS E Cable Wheel Sensor  
EBS E Cable Wheel Sensor Ext  
EBS E Cable Wheel Sensor Ext



**PART NO.**  
449 811 010 0  
449 811 030 0  
449 811 050 0  
449 811 080 0

**DESCRIPTION**  
Cable Height Sensor  
Cable Height Sensor  
Cable Height Sensor  
Cable Height Sensor

# WABCO

## T EBS “E” Components



**PART NO.**  
446 818 02200

**DESCRIPTION**  
G I/O “Y” CABLE



**PART NO.**  
449 752 100 0

**DESCRIPTION**  
EBS AXLE LOAD SENSOR CABLE  
FOR E HUBO POWER SUPPLY AND  
SUSPENSION DUMP SWITCH  
HAS BAYONET END REMOVED FOR USE



**PART NO.**  
446 122 050 0

**DESCRIPTION**  
CAN ROUTER



**PART NO.**  
ABS 12-24/ECAS/QFIT

**DESCRIPTION**  
VOLTAGE INVERTER 12v to 24v  
WITH QUICK FIT CONNECTORS



**PART NO.**  
ABS 12-24/ECAS

**DESCRIPTION**  
VOLTAGE INVERTER 12v to 24v  
WITHOUT QUICK FIT CONNECTORS

# WABCO

## T EBS “E” Components



| PART NO.      | DESCRIPTION |
|---------------|-------------|
| 472 170 606 0 | 24v N/C     |



|               |       |
|---------------|-------|
| 449 515 004 0 | CABLE |
|---------------|-------|



| PART NO.      | DESCRIPTION |
|---------------|-------------|
| 472 173 206 0 | 24v N/O     |



| PART NO.      | DESCRIPTION |
|---------------|-------------|
| 472 170 991 0 | 12v N/C     |



|               |       |
|---------------|-------|
| 449 521 005 0 | CABLE |
|---------------|-------|



| PART NO.      | DESCRIPTION |
|---------------|-------------|
| 472 173 701 0 | 12v N/O     |



| PART NO.      | DESCRIPTION    |
|---------------|----------------|
| 472 102 040 0 | MULTI VOLT N/O |



# WABCO

## T EBS “E” Components



| PART NO.         | DESCRIPTION                                      |
|------------------|--|
| SMARTBOARD-E     | SMARTBOARD DISPLAY KIT “E” VERSION WITH 6M CABLE |
| SMARTBOARD-E-12M | “ “ “ WITH 12M CABLE                             |
| 446 192 110 0    | SMARTBOARD DISPLAY                               |
| 449 911 060 0    | EBS E SMARTBOARD CABLE 6M                        |
| 449 911 120 0    | EBS E SMARTBOARD CABLE 12M                       |




| PART NO.      | DESCRIPTION                  |
|---------------|------------------------------|
| 971 002 900 0 | RELAY EMERGENCY VALVE (PREV) |
| 971 002 900 4 | PREV VALVE PLATE ONLY        |



| PART NO.      | DESCRIPTION                   |
|---------------|-------------------------------|
| 434 500 003 0 | CHECK VALVE DOUBLE SELECT LOW |



| PART NO. | DESCRIPTION               |
|----------|---------------------------|
| PP1      | BENDIX YARD RELEASE VALVE |



| PART NO.           | DESCRIPTION          |
|--------------------|----------------------|
| SR5                | BENDIX S/BRAKE VALVE |
| Identified by hole |                      |




# WABCO

## T EBS “E” Components



| PART NO.     | DESCRIPTION   |
|--------------|---------------|
| OptiLink ECU | 446 290 700 0 |



| PART NO.      | DESCRIPTION        |
|---------------|--------------------|
| 446 927 050 0 | OPTILINK CABLE 5M  |
| 449 927 120 0 | OPTILINK CABLE 12M |