

# RINGFEDER 5050-B-NZ: OPTIMISED FOR NEW ZEALAND CONDITIONS

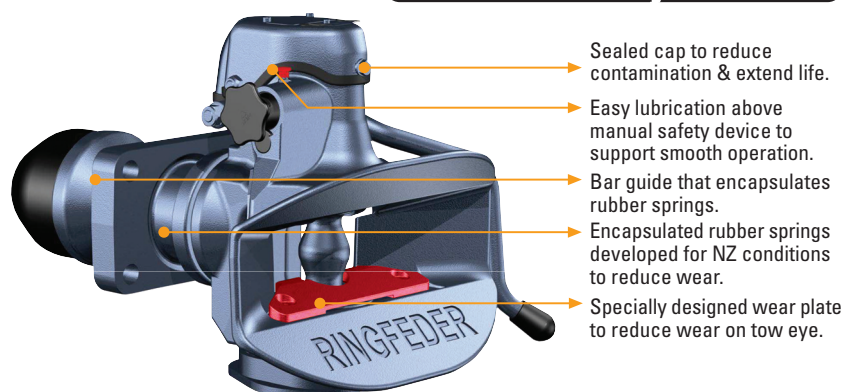
Not all couplings are created equal!  
RINGFEDER 5050-B-NZ is specifically  
designed for the New Zealand market.

Parallel imported Ringfeder couplings do not have these  
NZ features designed to enhance durability and  
performance & save costs in our demanding local  
conditions.

Ask for it by name - RINGFEDER 5050-B-NZ

**GOUGH** *Transpecs*

**EXCLUSIVE  
AUTHORISED AGENTS  
FOR RINGFEDER  
IN NEW ZEALAND**




## THE RINGFEDER NZ COUPLING FAMILY

### 5050-B-NZ

For Heavy Duty transport with  
50mm drawbar eye. Manufactured  
specifically for NZ conditions.


D-Value: 200 kN  
Dc-Value: 135 kN  
V-Value: 75/63 kN  
Adm. Supporting 1000 / 2000 kg  
Load:  
Flange Size: 160 x 100  
Repair Kit: 14 99 1632



### 5055NZ

For Heavy Duty transport with  
40mm drawbar eye. Proven in NZ  
conditions.


D-Value: 200 kN  
Dc-Value: 135 kN  
V-Value: 75/63 kN  
Adm. Supporting 1000 / 2000 kg  
Load:  
Flange Size: 160 x 100  
Repair Kit: 14 99 1237



### 2020G

For Light Commercial applications  
with 40mm drawbar eye. Proven  
in NZ conditions.


D-Value: 30 kN  
Dc-Value: 30 kN  
V-Value: 18 kg  
Adm. Supporting 350 kg  
Load:  
Flange Size: 23 x 56



### 4040G150B

For Heavy Duty transport with  
40mm drawbar eye. Proven in NZ  
conditions.

D-Value: 137 kN  
Dc-Value: 92 kN  
V-Value: 40 kg  
Adm. Supporting 1000 kg  
Load:  
Flange Size: 160 x 100  
Repair Kit: 14 99 1328



Talk to your local Gough Transpecs or Gough TWL team member to find out more.